



AluK Academy Prospectus

uk.aluk.com

Experts in Aluminium

ALUK[®]
ACADEMY



ALUK ACADEMY PROSPECTUS

Welcome to the AluK Academy, providing you with the skills and knowledge to succeed in the installation and fabrication of our aluminium systems.

Our training courses offer practical and theory elements, designed to give you a rounded view of our products and the wider industry.

From courses on LogiKal to practical installation experience, the AluK Academy teaches you best practice, whether you are an installer, fabricator, designer, or anyone else in the industry interested in finding out more about our systems.

Read on to discover more about the training courses we offer.





COURSES

▶ TRAINING COURSES

AK01	An introduction to curtain walling	4
AK02	Residential product awareness / LogiKal software*	5
AK03	Commercial product awareness / LogiKal software*	6
AK04	Service engineers course	7
AK05	Curtain walling installation course*	8
AK06	Façades: design and structural interface*	9
AK07	Bi-fold and sliding door installation course	10
AK08	Window and door installation course	11

*GQA accredited

ICON KEY

	Course Code
	Duration
	Venue
	Target Audience



AN INTRODUCTION TO CURTAIN WALLING



AK01



1 day



Chepstow | London



Individuals and companies who are thinking of working with the curtain walling product. It is vital for newcomers to attend this course.

› ABOUT THE COURSE

The requirement for a focused, technical approach is paramount as curtain walling is not a product that is installed in the same way as a window or ground floor framing system.

Whilst curtain walling is relatively straight forward to manufacture - which makes the product an interesting proposition for many fabricators - the front end design and the installation of the curtain wall is critical to its success.

This course provides the basic awareness of the demands of this product as well as providing underpinning knowledge that facilitates a greater understanding of how the product works.



An introduction to the benefits and challenges of curtain walling systems.



AK02



2 days



Chepstow



Delegate(s) with no prior knowledge or minimal knowledge of AluK's residential product offer. It can also be useful as part of an induction into the industry or a refresher.

➤ ABOUT THE COURSE

This two-day course has been designed to provide awareness of residential systems, some of which will be covered during the LogiKal training on the second day.

On the second day you will start with an empty LogiKal file and gradually build up a project using different AluK Systems. The course starts with the basic elements on each system and then adds more complex knowledge of outputs with regard to estimation and production.

While the course does not assume any prior LogiKal knowledge (aluminium system background is useful), it provides value to users at a variety of levels. Novices become acquainted with the full spectrum of options and learn the basics of creating AluK Systems learning processing tools centred on efficiency.



The delegate will be instructed on project set up, structural input, position input, output Eco/Fab documents, cross sections and U-value reports.



A beginner's guide to LogiKal Software Package and the AluK Systems.

*GQA accredited



AK03



2 days



Chepstow



The course has been created for delegate(s) to develop their knowledge of AluK's commercial product offer. It can also be useful as part of an induction into the industry or as a refresher.



**A beginner's guide to
LogiKal Software Package
and the AluK Systems.**

➤ ABOUT THE COURSE

After completing this course, you will have greatly improved your understanding of AluK commercial systems in addition to broader knowledge of the LogiKal Production Software and how to utilise it to achieve complete project packages to manufacture and submit to your client base.

After completing this course, you will be well versed in Logikal and the AluK Aluminium Systems ensuring that even complex projects can be tackled with minimal effort and confidence.



AK04



1 day



Chepstow | London



Service engineers
and installers

» ABOUT THE COURSE

This course has been designed to provide guidance for Service Engineers of what needs to be checked when attending site and how to adjust and refit standard residential window and door hardware. It is ideal as a refresher for the more experienced individual or an aide to identifying issues on site for those people with less experience with AluK products.



**An ideal
refresher course for
Service Engineers.**

CURTAIN WALLING INSTALLATION COURSE*



AK05



2 days



Chepstow



Installers

» ABOUT THE COURSE

This two-day course has been designed to provide basic underpinning knowledge together with practical training for installers of curtain walls and those who are involved in the installation process e.g. supervisors. The course is suitable for experienced installers who have not previously fitted AluK's curtain walling, as well as those with limited experience. Knowledge of the window and curtain walling industry, particularly the jargon, will be beneficial but not essential.

The objective is to provide a greater understanding of the installation process and provide the knowledge to ensure AluK curtain walls are installed correctly.



Providing practical knowledge and experience of curtain walling.

*GQA accredited



AK06



2 days



Chepstow



Technical personnel

▶ ABOUT THE COURSE

This two-day course has been designed for technical personnel e.g. sales, estimating and designers who have involvement with the design of the interface between aluminium frame and structure. It is recommended that those who attend should have a minimum of six months' experience, understand the meaning of rudimentary jargon and understand the application of design wind loads and I values.

The objective is to provide a greater understanding of how façades work and their interaction with the building.

The course will involve the calculation of I values.



**An in-depth exploration
of façade design
and structure.**

*GQA accredited

BI-FOLD AND SLIDING DOOR INSTALLATION COURSE



AK07



1 day



Chepstow



Fabricators and Installers

» ABOUT THE COURSE

Looking to improve your aluminium bi-fold and sliding door installation expertise? Our accredited bi-fold and sliding door installation course, will give you the skills you need to complete an expert installation every time.

The course is split into two parts; theory and practical. We will talk you through each of our bi-fold and sliding door products including; the F82 bi-fold, SC156 sliding door from our Luminia range, the BSC94 lift and slide and inline sliding door and BSF70 bi-fold from our Optio range, and the Infinium sliding door. We will discuss the various methodologies and requirements you will need for installation. From basic health and safety, various fixing and strapping requirements, perimeter sealing, ideal positioning and much more, we will ensure everything you need to know is covered.

At our designated Academy training rigs you and the team will put the skills you've learnt into practice by installing a sliding door and a bi-fold door.



In the rigs will be a bi-fold door (2400mm x 2175mm) and sliding door (2400mm x 2175mm). During the install you will handle everything from the frame size to squareness, all the way through to glazing. One of our expert Technical Engineers' will be on hand to offer guidance throughout the practical element and share their top tips along the way.

By the end of this course you will have a better understanding of the installation process, awareness of the consequences of frame positioning and understand how to resolve the common pitfalls, as well as being able to improve profitability.



Theoretical and practical elements for the skills to complete an expert installation every time.



AK08



1 day



Chepstow



Fabricators and Installers

» ABOUT THE COURSE

Looking to improve your aluminium window and door installation expertise? Our excellent window and door installation course will give you the skills you need to complete an expert installation every time.

This accredited course has been developed around you; fabricators and installers. Whether you're already fabricating/installing aluminium products or looking to get involved, then this course is for you.

The course is split into two parts; theory and practical. We will talk you through each of our window and door products, discussing the various methodologies and requirements you will need when it comes to the install. From basic health and safety, various fixing and strapping requirements, perimeter sealing, ideal positioning's and much more, we will ensure everything is covered.

At our designated Academy training rig you and the team will put the skills you've learnt into practice by installing one of our window and door products.

In the rig will be an entrance double door (2400mm x 2175mm) and a



window with a side panel (1200mm x 1300mm). During the install you will be handling everything from the frame size to squareness, all the way through to glazing. One of our expert Technical Engineers' will be on hand to offer guidance throughout the practical element and share their top tips along the way.

By the end of this course you will walk away with a certificate, a better understanding of the installation process, awareness of the consequences of frame positioning, understand how to resolve the common pitfalls and be able to improve bottom line profitability.



Theoretical and practical elements for the skills to complete an expert installation every time.

T: 01291 639 739
E: info@aluk.com

Registered Office:
AluK (GB) Limited
Newhouse Farm
Industrial Estate
Chepstow NP16 6UD

Registered Number:
02881320

alukacademy.co.uk

Experts in Aluminium

